

PARA Membership & Quotas Report – 2013/14 Season

April 30, 2014

D. R. Bond – Membership Chairperson

Membership Levels

Overall Membership

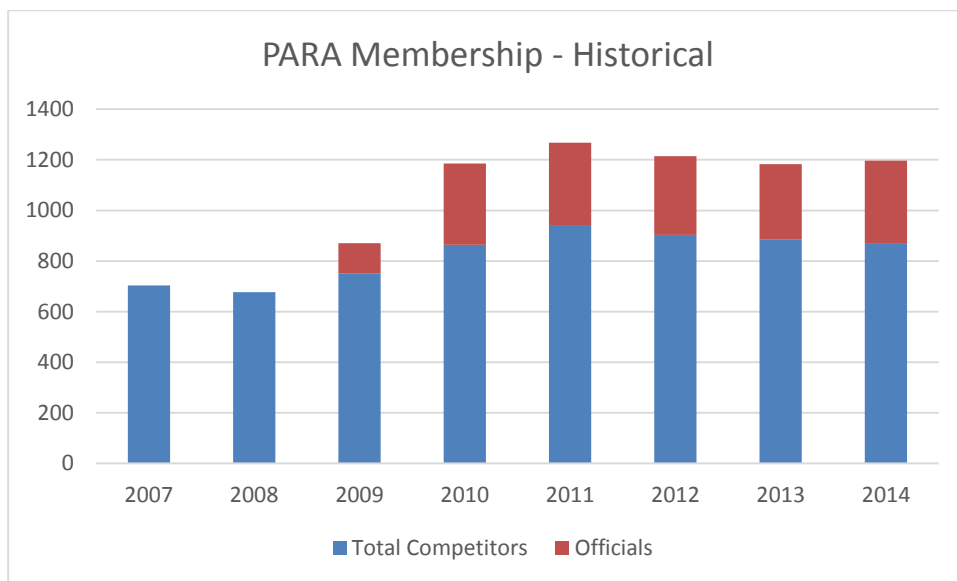
The overall PARA Membership level saw a 1% increase from 2012/13 to the 2013/2014 season.

2011/12 - 1215 total members

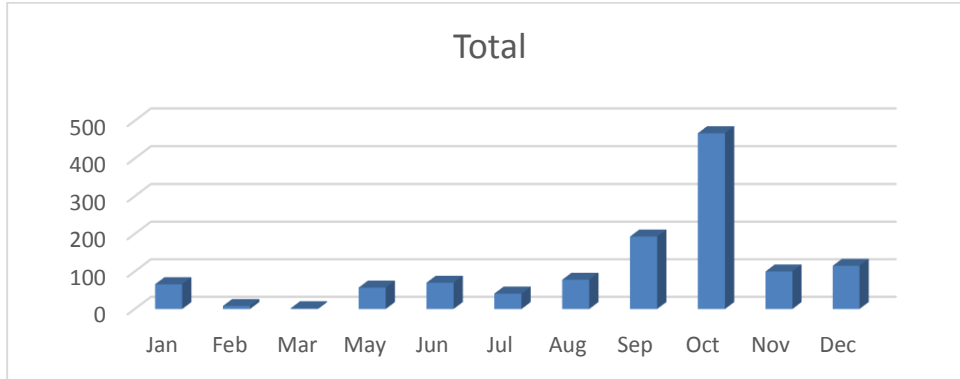
2012/13 - 1183 total members

2013/14 – 1197 total members

The below chart illustrates the membership levels over the past years separating the Total Membership between Officials and Competitors.

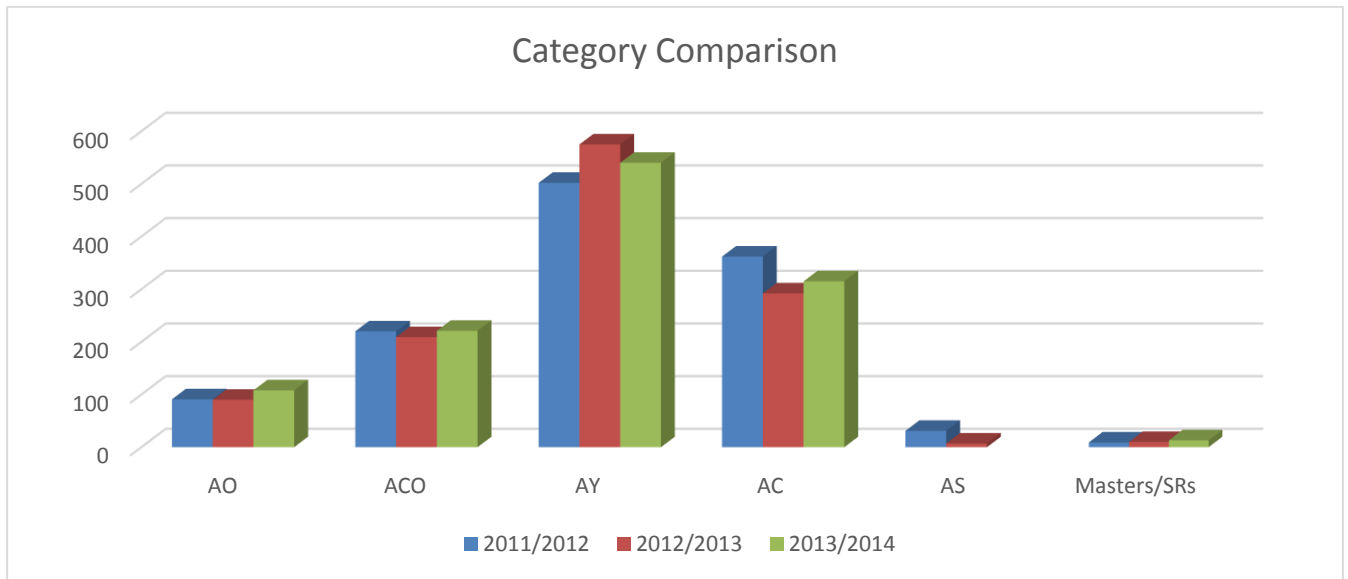


By Month Membership Signup



USSA Licensing Comparison

The below chart compares the USSA Licensing between the past seasons showing where the changes Licensing changes have occurred. An analysis by Age Category is not possible from previous years due to the USSA Age Change which occurred in the 2012/13 Season. However, there is a comparable analysis between the 2011/12 Season, the 2012/13 Season and the 2013/2104 Season.



| | 2011/2012 | % CHG | 2012/2013 | % CHG | 2013/2014 | % CHG |
|-----------|-----------|-------|-----------|-------|-----------|-------|
| AO | 91 | -6% | 90 | -1% | 108 | 17% |
| ACO | 220 | -5% | 209 | -5% | 221 | 5% |
| Officials | 311 | -5% | 299 | -4% | 329 | 9% |

| | | | | | | |
|-----------------|------|-----|------|------|------|-----|
| | | | | | | |
| AY | 502 | | 575 | 15% | 540 | -6% |
| AC | 362 | | 292 | -19% | 315 | 7% |
| | | | | | | |
| AS | 31 | | 7 | -77% | | |
| COMPETITORS | 895 | -1% | 874 | -2% | 855 | -2% |
| | | | | | | |
| Masters/SRs | 9 | | 10 | 11% | 13 | 23% |
| GRAND TOTALS | 1215 | -4% | 1183 | -3% | 1197 | 1% |

Comparison Membership by Region

The primary change between 2013 and 2014 is the realignment of teams between EASTERN and NORTHEASTERN circled in red in the following table.

| Historical by Region | | | | | | | | |
|----------------------|------|------|------|------|------|------|------|------|
| | 2007 | 2008 | 2009 | 2010 | 2011 | 2012 | 2013 | 2014 |
| ? | | | | | | 37 | 29 | 25 |
| Western | 126 | 151 | 157 | 172 | 225 | 286 | 285 | 308 |
| Central | 247 | 213 | 234 | 263 | 297 | 407 | 399 | 402 |
| Eastern | 143 | 205 | 223 | 244 | 249 | 313 | 311 | 240 |
| N.Eastern | 188 | 108 | 115 | 132 | 129 | 175 | 156 | 213 |
| Undeclared | | | | 6 | 6 | | 4 | 9 |
| Total | 704 | 677 | 729 | 811 | 900 | 1218 | 1184 | 1197 |

Note – the counts associated with the ‘?’ are the members classified as non-affiliated with a Club/Region. This is primarily with membership categories of AO/ACO.

| 2011/2012 | | 2012/2013 | | 2013/2014 | |
|------------------------------------|------------------|--|------------------|--|------------------|
| Row Labels | Count of USSA ID | Row Labels | Count of USSA ID | Row Labels | Count of USSA ID |
| ? | 37 | ? | 29 | ? | 34 |
| NULL | 37 | NULL | 29 | NULL | 34 |
| Central | 407 | Central | 399 | Central | 402 |
| Liberty Mountain Racing Team | 100 | Liberty Mountain Racing Team | 87 | Liberty Mountain Racing Team | 89 |
| Ski Roundtop Race Club | 147 | Ski Roundtop Race Club | 154 | Ski Roundtop Racing Club-SRRC | 152 |
| Ski Sawmill Race Club | 6 | Ski Sawmill Race Club | 4 | Ski Sawmill Race Club | 7 |
| Tussey Mountain Alpine Racing Team | 46 | Tussey Mountain Alpine Racing Team | 43 | Tussey Mountain Alpine Racing Team | 39 |
| Whitetail Ski Ed Foundation Inc | 108 | Whitetail Ski Ed Foundation Inc | 111 | Whitetail Ski Ed Foundation Inc | 115 |
| Eastern | 313 | Eastern | 311 | Eastern | 240 |
| Bear Creek Race Club | 1 | Blue Mountain Race Team | 147 | Blue Mountain Race Team | 141 |
| Blue Mountain Race Team | 163 | Camelback Ski Team | 79 | Jack Frost/ Big Boulder Racing | 91 |
| Camelback Ski Team | 74 | Jack Frost/ Big Boulder Racing | 85 | Montage Mountain Ski Team | 8 |
| Jack Frost/ Big Boulder Racing | 74 | Northeastern | 156 | Northeastern | 213 |
| NULL | 1 | Elk Mountain Ski Club | 123 | Camelback Ski Team | 80 |
| Northeastern | 175 | Shawnee Mountain Race Club | 17 | Elk Mountain Ski Club | 117 |
| Elk Mountain Ski Club | 128 | Sno Mountain Ski Team | 16 | NULL | 1 |
| Shawnee Mountain Race Club | 26 | Western | 285 | Shawnee Mountain Race Club | 15 |
| Sno Mountain Ski Team | 21 | Blue Knob Race Club | 9 | Western | 308 |
| Western | 286 | Deep Creek Winter Sports Team | 103 | Blue Knob Race Club | 10 |
| Blue Knob Race Club | 21 | Hidden Valley Race Club PA | 39 | Deep Creek Winter Sports Team | 90 |
| Deep Creek Winter Sports Team | 102 | Western PA Race Club | 134 | Hidden Valley Race Club PA | 49 |
| Hidden Valley Race Club PA | 35 | #N/A | 4 | NULL | 1 |
| Western PA Race Club | 128 | Pennsylvania Freestyle Ski Association | 4 | Pennsylvania Freestyle Ski Association | 2 |
| Grand Total | 1218 | Grand Total | 1184 | Western PA Race Club | 156 |
| | | | | Grand Total | 1197 |

New Membership Analysis

The following tables illustrate the breakdown of our New Membership. PARA welcomed 215 new members shown by 'New Members by Region by Club', 'New Members by Region by License' and 'New Members by Region by Class by Gender'.

| NEW MEMBERSHIP ANALYSIS | | NEW MEMBERSHIP ANALYSIS | | | | | |
|-------------------------|------------------|-------------------------|---------------|-----|----|----|-------------|
| Row Labels | Count of USSA ID | Count of USSA ID | Column Labels | | | | |
| ? | 3 | AY | AC | ACO | AM | AO | Grand Total |
| ? | 3 | | 1 | | 2 | | 3 |
| Central | 58 | | 42 | 5 | 6 | 5 | 58 |
| LMRT | 8 | | 7 | | | 1 | 8 |
| SRRC | 19 | | 11 | 4 | | 4 | 19 |
| SSRT | 2 | | 1 | | 1 | | 2 |
| TMART | 6 | | 5 | 1 | | | 6 |
| WTSEF | 23 | | 18 | | 5 | | 23 |
| Eastern | 40 | | 24 | 5 | 5 | 1 | 40 |
| BMRT | 25 | | 13 | 5 | 2 | 1 | 25 |
| JFBB | 15 | | 11 | | 3 | 1 | 15 |
| Northeastern | 35 | | 22 | 4 | 4 | 5 | 35 |
| EMSC | 11 | | 10 | | 1 | | 11 |
| PASEF | 20 | | 9 | 4 | 2 | 5 | 20 |
| SHWN | 4 | | 3 | | 1 | | 4 |
| Western | 79 | | 61 | 8 | 1 | 9 | 79 |
| BKRT | 2 | | 2 | | | | 2 |
| DCWST | 20 | | 19 | | | 1 | 20 |
| HVRC | 24 | | 19 | 5 | | | 24 |
| IND | 1 | | | 1 | | | 1 |
| WPRC | 32 | | 21 | 2 | 1 | 8 | 32 |
| Grand Total | 215 | | 149 | 23 | 16 | 3 | 215 |

| NEW MEMBERSHIP ANALYSIS | | Column Labels | | U08 | | U10 | | U12 | | U14 | | U16 | | U18 | | AO | | AM | | Grand Total | |
|-------------------------|--|---------------|----|-----|----|-----|----|-----|----|-----|----|-----|----|-----|---|----|---|----|---|-------------|-----|
| Count of USSA ID | | U08 | | U10 | | U12 | | U14 | | U16 | | U18 | | AO | | AM | | AM | | Grand Total | |
| Row Labels | | F | M | F | M | F | M | F | M | F | M | F | M | F | M | F | M | F | M | Grand Total | |
| ? | | | | | | | | | | | | | | | | | | | | | 3 |
| Central | | 1 | 1 | 2 | 8 | 13 | 21 | 3 | 5 | 8 | 3 | 8 | 11 | 4 | 1 | 5 | | | | | 58 |
| LMRT | | 1 | | 1 | 2 | 3 | 5 | | 1 | 1 | | | | | | | | | | | 8 |
| SRRC | | | 1 | 1 | 3 | 3 | 6 | 1 | 1 | 2 | 2 | | 2 | 3 | 1 | 4 | | | | | 19 |
| SSRT | | | | | | | | | | | | 1 | 1 | | | | | | | | 2 |
| TMART | | | | | | | | | 1 | 1 | | 4 | 4 | 1 | 1 | | | | | | 6 |
| WTSEF | | | | | 3 | 7 | 10 | | 2 | 2 | 4 | 1 | 3 | | | | | | | | 23 |
| Eastern | | 1 | 1 | 2 | 2 | 10 | 12 | 6 | 3 | 9 | 2 | 2 | 1 | 3 | 4 | | 1 | 4 | 5 | 5 | 40 |
| BMRT | | 1 | 1 | 2 | 1 | 6 | 7 | 2 | 2 | 4 | | 1 | 1 | 1 | 3 | 4 | | | 4 | 4 | 25 |
| JFBB | | | | | 1 | 4 | 5 | 4 | 1 | 5 | | 1 | 1 | | | | | 1 | 1 | 3 | 15 |
| Northeastern | | 1 | 1 | 4 | 4 | 1 | 5 | 10 | 2 | 12 | 2 | 2 | 4 | 1 | 1 | 2 | 1 | 1 | 4 | 5 | 35 |
| EMSC | | | | | 2 | 1 | 3 | 6 | | 6 | 1 | | 1 | | | | | | | | 11 |
| PASEF | | 1 | 1 | 1 | 1 | 1 | 2 | 2 | 4 | 1 | 2 | 3 | 1 | 1 | 2 | 1 | 1 | 2 | 1 | 4 | 20 |
| SHWN | | | | | 1 | | 1 | 2 | | 2 | | | | | | | | | | | 4 |
| Western | | 8 | 9 | 17 | 14 | 9 | 23 | 8 | 5 | 13 | 5 | 4 | 9 | 3 | 3 | 6 | 1 | 1 | 8 | 9 | 79 |
| BKRT | | | | | | | | | | | | 2 | 2 | | | | | | | | 2 |
| DCWST | | 2 | 5 | 7 | 2 | 1 | 3 | 4 | 3 | 7 | 2 | | 2 | | | | | | 1 | 1 | 20 |
| HVRC | | 1 | 1 | 1 | 6 | 5 | 11 | 2 | 2 | 4 | 1 | 2 | 3 | 1 | 3 | 4 | 1 | | | | 24 |
| IND | | | | | | | | | | | | 1 | 1 | | | | | | | | 1 |
| WPRC | | 6 | 3 | 9 | 6 | 3 | 9 | 2 | | 2 | 1 | | 1 | 2 | | 2 | | 1 | 7 | 8 | 32 |
| Grand Total | | 10 | 12 | 22 | 28 | 33 | 61 | 27 | 15 | 42 | 10 | 16 | 26 | 9 | 8 | 17 | 2 | 1 | 3 | 1 | 215 |

Observations

New membership is (Competitor Membership (removal of AO/ACO category)).

- U10 and Younger
 - 48% of new members (54% M – 46% F)
- U12
 - 24% of new members (36% M – 64% F)
- U14
 - 15% of new members (61% M – 38% F)
- U16
 - 10% of new members (52% M – 48% F)
- U18/U21
 - 1% of new members (33% M – 66% F)
- Made up of 50% Male (85) & Female (86) when you remove the new members with the AO/ACO Membership Category from the equation.

Age Classification Analysis

The following analysis reworks the 2011/12 Membership data which had been using the previous USSA 'J' Age Classification and mapping that Membership into the USSA 'U' Age Classification.

Total Membership

2011/12 Membership - Re-Mapped Data to the USSA 'U' Age Classifications

| Count of USSA ID | Column Labels | | | | | | | | Grand Total |
|--------------------|---------------|-----------|------------|------------|------------|-----------|-----------|------------|-------------|
| Row Labels | 0 | U10 | U12 | U14 | U16 | U18 | U21 | #N/A | Grand Total |
| ? | | | 1 | | | 1 | 3 | 32 | 37 |
| NULL | | | | 1 | | 1 | 3 | 32 | 37 |
| Central | 23 | 27 | 72 | 72 | 56 | 34 | 12 | 111 | 407 |
| Eastern | 19 | 14 | 65 | 63 | 47 | 23 | 13 | 69 | 313 |
| Northeastern | 11 | 11 | 40 | 33 | 22 | 12 | 6 | 40 | 175 |
| Western | 36 | 29 | 49 | 57 | 39 | 10 | 7 | 59 | 286 |
| Grand Total | 89 | 81 | 227 | 225 | 164 | 80 | 41 | 311 | 1218 |

2012/13 Membership - USSA 'U' Age Groupings

| Count of USSA ID | Column Labels | | | | | | | | Grand Total |
|--------------------|---------------|------------|------------|------------|------------|------------|-----------|----------|-------------|
| Row Labels | U8 | U10 | U12 | U14 | U16 | U18 | U21 | SR | Grand Total |
| ? | | | | 2 | 1 | 1 | 5 | 1 | 19 |
| Central | 7 | 40 | 67 | 65 | 57 | 43 | 2 | 2 | 399 |
| Eastern | 1 | 30 | 58 | 59 | 49 | 33 | 7 | 1 | 311 |
| Northeastern | 4 | 16 | 28 | 30 | 25 | 11 | 3 | 1 | 156 |
| Western | 16 | 46 | 59 | 50 | 33 | 14 | 3 | | 285 |
| #N/A | 1 | 2 | | 1 | | | | | 4 |
| Grand Total | 29 | 134 | 212 | 207 | 165 | 102 | 20 | 5 | 1184 |

2013/14 Membership - USSA 'U' Age Groupings

| Count of USSA ID | Column Labels | | | | | | | | | | | | | | Grand Total | |
|--------------------|---------------|------------|------------|------------|------------|------------|-----------|----------|----------|----------|-----------|----------|------------|------------|-------------|-----|
| Row Labels | U08 | U10 | U12 | U14 | U16 | U18 | U21 | SR | ACACO | ACAM | AM | AMACO | ACO | AO | Grand Total | |
| ? | | | 1 | | | 2 | 6 | 5 | 1 | | 5 | | | 7 | 7 | 34 |
| Central | 3 | 40 | 56 | 73 | 56 | 36 | 8 | 1 | 2 | | 4 | | 1 | 71 | 51 | 402 |
| Eastern | 2 | 20 | 34 | 57 | 42 | 19 | 2 | | 1 | 1 | 2 | | | 50 | 10 | 240 |
| Northeastern | 1 | 14 | 37 | 47 | 28 | 21 | 4 | 1 | 3 | | | | 1 | 37 | 19 | 213 |
| Western | 18 | 52 | 57 | 51 | 34 | 22 | 4 | 1 | 1 | | | | | 47 | 21 | 308 |
| Grand Total | 24 | 126 | 185 | 228 | 160 | 100 | 24 | 8 | 8 | 1 | 11 | 2 | 212 | 108 | 1197 | |

Observations

- U12 had a 14% reduction
- U14 had a 9% increase
- U18/U21 total members are essentially the same
- U16 total members are essentially the same

Competition Membership as a % of the Total Competitors

2011/12 Membership - Re-Mapped Data to the USSA 'U' Age Classifications

| Count of USSA ID | Column Labels | | | | | | |
|--------------------|---------------|---------------|---------------|---------------|--------------|--------------|----------------|
| Row Labels | U10 | U12 | U14 | U16 | U18 | U21 | Grand Total |
| ? | 0.00% | 0.12% | 0.00% | 0.00% | 0.12% | 0.37% | 0.61% |
| Central | 3.30% | 8.80% | 8.80% | 6.85% | 4.16% | 1.47% | 33.37% |
| Eastern | 1.71% | 7.95% | 7.70% | 5.75% | 2.81% | 1.59% | 27.51% |
| Northeastern | 1.34% | 4.89% | 4.03% | 2.69% | 1.47% | 0.73% | 15.16% |
| Western | 3.55% | 5.99% | 6.97% | 4.77% | 1.22% | 0.86% | 23.35% |
| Grand Total | 9.90% | 27.75% | 27.51% | 20.05% | 9.78% | 5.01% | 100.00% |

2012/13 Membership as a % of the Total Competitors

| Count of USSA ID | Column Labels | | | | | | | |
|--------------------|---------------|---------------|---------------|---------------|---------------|---------------|--------------|----------------|
| Row Labels | U8 | U10 | U12 | U14 | U16 | U18 | U21 | Grand Total |
| ? | 0.00% | 0.00% | 0.00% | 0.23% | 0.12% | 0.12% | 0.58% | 1.04% |
| Central | 0.81% | 4.60% | 7.71% | 7.48% | 6.56% | 4.95% | 0.23% | 32.34% |
| Eastern | 0.12% | 3.45% | 6.67% | 6.79% | 5.64% | 3.80% | 0.81% | 27.27% |
| Northeastern | 0.46% | 1.84% | 3.22% | 3.45% | 2.88% | 1.27% | 0.35% | 13.46% |
| Western | 1.84% | 5.29% | 6.79% | 5.75% | 3.80% | 1.61% | 0.35% | 25.43% |
| #N/A | 0.12% | 0.23% | 0.00% | 0.12% | 0.00% | 0.00% | 0.00% | 0.46% |
| Grand Total | 3.34% | 15.42% | 24.40% | 23.82% | 18.99% | 11.74% | 2.30% | 100.00% |

2013/14 Membership as a % of the Total Competitors

| Count of USSA ID | Column Labels | | | | | | | |
|--------------------|---------------|---------------|---------------|---------------|---------------|---------------|--------------|----------------|
| Row Labels | U08 | U10 | U12 | U14 | U16 | U18 | U21 | Grand Total |
| ? | 0.00% | 0.00% | 0.12% | 0.00% | 0.00% | 0.24% | 0.71% | 1.06% |
| Central | 0.35% | 4.72% | 6.61% | 8.62% | 6.61% | 4.25% | 0.94% | 32.11% |
| Eastern | 0.24% | 2.36% | 4.01% | 6.73% | 4.96% | 2.24% | 0.24% | 20.78% |
| Northeastern | 0.12% | 1.65% | 4.37% | 5.55% | 3.31% | 2.48% | 0.47% | 17.95% |
| Western | 2.13% | 6.14% | 6.73% | 6.02% | 4.01% | 2.60% | 0.47% | 28.10% |
| Grand Total | 2.83% | 14.88% | 21.84% | 26.92% | 18.89% | 11.81% | 2.83% | 100.00% |

Observations

- 37% of the competitors are in the U10/12 Age Category (consistent yr-to-yr)
- 27% of the competitors are in the U14 Age Category (increase in 2013/14)
- 19% of the competitors are in the U16 Age Category (consistent yr-to-yr)
- 14% of the competitors are in the U18/U21 Age Category (consistent yr-to-yr)

Quotas

Quota percentages remained relatively the same however the number of participants in PA Championships was reduced due to the reduction in the field size.

Report Date: 5/1/2014

PARA Membership 2013/2014 Season

Quotas

| Age Class >>> | U10&younger | | | | U12 | | | | U14 | | | | U16 | | | | total | | | | |
|----------------------------|-------------|---------|---------|---------|-----------------------|---------|---------|---------|-----------------------|---------|---------|---------|-----------------------|---------|---------|---------|-------|--------------|-----|------|----|
| | Region | Western | Central | Eastern | Northeastern | Western | Central | Eastern | Northeastern | Western | Central | Eastern | Northeastern | Western | Central | Eastern | | Northeastern | | | |
| PARA Membership | 30 | 21 | 15 | 6 | 72 | 24 | 32 | 14 | 12 | 82 | 30 | 41 | 27 | 23 | 121 | 17 | 36 | 19 | 12 | 84 | 65 |
| by Region + Gender | 39 | 21 | 5 | 7 | 72 | 31 | 23 | 21 | 21 | 96 | 20 | 31 | 28 | 23 | 102 | 17 | 20 | 23 | 14 | 74 | 65 |
| Total | 69 | 42 | 20 | 13 | 144 | 55 | 55 | 35 | 33 | 178 | 50 | 72 | 55 | 46 | 223 | 34 | 56 | 42 | 26 | 158 | 65 |
| % of Total | 48% | 29% | 14% | 9% | 100% | 31% | 31% | 20% | 19% | 100% | 22% | 32.3% | 25% | 21% | 100% | 22% | 35% | 27% | 16% | 100% | 65 |
| Gender Breakdown in Region | %M: 43% | 50% | 75% | 46% | 50% | 44% | 58% | 40% | 36% | 46% | 60% | 57% | 49% | 50% | 54% | 50% | 64% | 45% | 46% | 53% | 65 |
| | %F: 57% | 50% | 25% | 54% | 50% | 56% | 42% | 60% | 64% | 54% | 40% | 43% | 51% | 46% | 46% | 50% | 36% | 55% | 54% | 47% | 65 |
| Quotas | | | | | | | | | | | | | | | | | | | | | |
| raw score | | | | | 8.1 10.8 4.7 4.0 27.6 | | | | 8.1 11.0 7.3 6.2 32.6 | | | | 6.5 13.7 7.2 4.6 31.9 | | | | | | | | |
| raw score | | | | | 10.4 7.8 7.1 7.1 32.4 | | | | 5.4 8.3 7.5 6.2 27.4 | | | | 6.5 7.6 8.7 5.3 28.1 | | | | | | | | |
| rounded | | | | | 8 11 5 4 28 | | | | 8 11 7 6 32 | | | | 6 14 7 5 32 | | | | | | | | |
| rounded | | | | | 10 8 7 7 32 | | | | 5 8 8 6 27 | | | | 6 8 9 5 28 | | | | | | | | |
| quota slots | | | | | 8 11 5 4 28 | | | | 8 11 7 6 32 | | | | 6 14 7 5 32 | | | | | | | | |
| quota slots by region | | | | | 10 8 7 7 32 | | | | 6 8 8 6 28 | | | | 6 8 9 5 28 | | | | | | | | |
| total | | | | | 18 19 12 11 60 | | | | 14 19 15 12 60 | | | | 12 22 16 10 60 | | | | | | | | |

Looking Ahead

1. USSA Dues Management fees will continue at 5% service fees for registration. With the BOD confirmation an increase in the membership rates for the 2014/15 season will not be pursued, we have confirmed to USSA the same rate structure as in previous years
2. As of May 1, two new membership categories will be available. The descriptions are noted below. The objective is to broaden the reach and accessibility to the USSA for those participating at the club level. PARA will add a \$5 state fee to these memberships (identical to the state fee for Officials)
 - a. **USSA Club Participant \$25: USSA Club Participant:** The new low-cost USSA Club Participant membership is designed for young athletes who are training with a club program and maybe even competing in non-USSA competitions, but not yet participating in USSA events. It's also perfect for club volunteers or parents who are starting to become active in support of club activities and events. **Not intended for those in a position of authority over minors.**
 - b. **USSA Club Volunteer \$60 (with background screening):** The new USSA Club Volunteer membership is designed for parents and club volunteers who undertake a leadership role in USSA clubs, divisions, regions, competitions and club training sessions. Each USSA Club Volunteer undergoes periodic background screening to help provide a SafeSport environment in clubs. This membership is a good stepping stone to becoming a USSA Coach or Official, and is fully upgradeable during the season. Not eligible for official's certifications. **Applicable for those in a position of authority over minors**
3. Institution of USSA Direct Deposit. USSA will now offer payment for your division or state dues by direct deposit for those interested
 - a. There will be NO additional fee charged for each direct deposit transaction.
 - b. There will be no change to the Dues Management Fee of 5%.
 - c. Deposits will post on the first Thursday of the month unless the first falls on Thursday through Sunday. In this case, posting will occur on the next Thursday of the month.
 - d. No specific notification of deposit will be sent as USSA will follow the schedule noted above.

Respectfully submitted,

David R. Bond