

# PARA Membership & Quotas Report – 2013/14 Season

---

*April 30, 2014*

*D. R. Bond – Membership Chairperson*

## Membership Levels

### Overall Membership

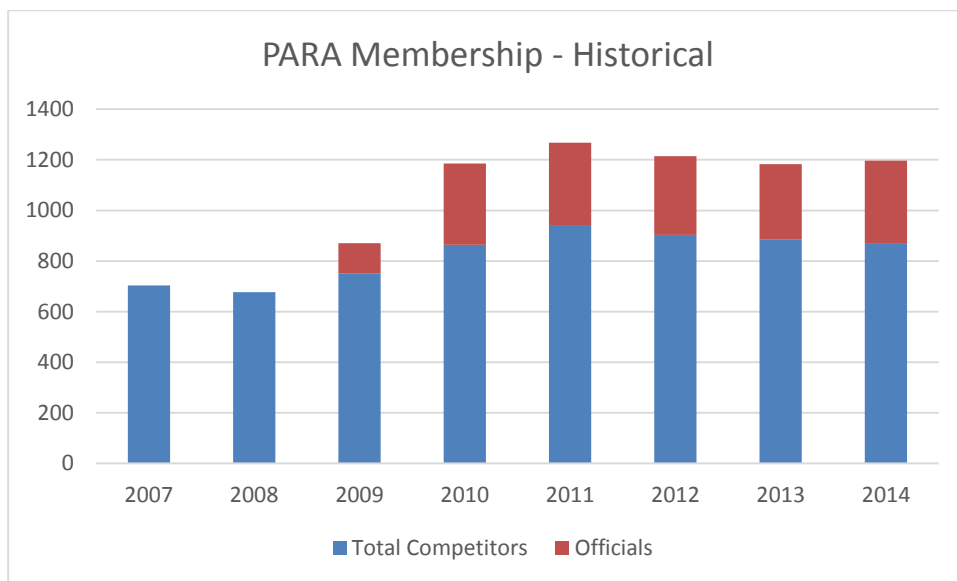
The overall PARA Membership level saw a 1% increase from 2012/13 to the 2013/2014 season.

2011/12 - 1215 total members

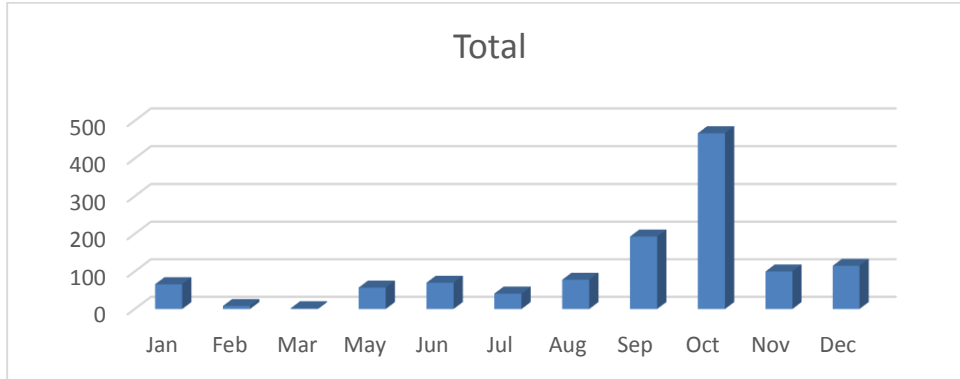
2012/13 - 1183 total members

2013/14 – 1197 total members

The below chart illustrates the membership levels over the past years separating the Total Membership between Officials and Competitors.

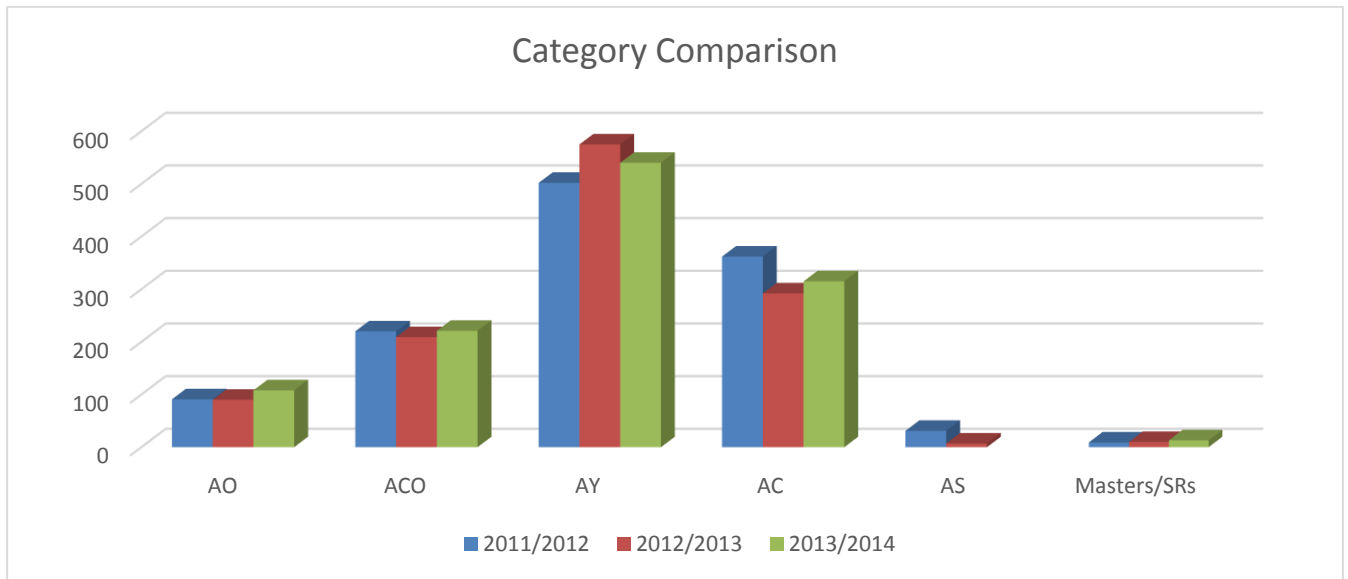


## By Month Membership Signup



## USSA Licensing Comparison

The below chart compares the USSA Licensing between the past seasons showing where the changes Licensing changes have occurred. An analysis by Age Category is not possible from previous years due to the USSA Age Change which occurred in the 2012/13 Season. However, there is a comparable analysis between the 2011/12 Season, the 2012/13 Season and the 2013/2104 Season.



	2011/2012	% CHG	2012/2013	% CHG	2013/2014	% CHG
AO	91	-6%	90	-1%	108	17%
ACO	220	-5%	209	-5%	221	5%
Officials	311	-5%	299	-4%	329	9%

AY	502		575	15%	540	-6%
AC	362		292	-19%	315	7%
AS	31		7	-77%		
COMPETITORS	895	-1%	874	-2%	855	-2%
Masters/SRs	9		10	11%	13	23%
GRAND TOTALS	1215	-4%	1183	-3%	1197	1%

## Comparison Membership by Region

The primary change between 2013 and 2014 is the realignment of teams between EASTERN and NORTHEASTERN circled in red in the following table.

Historical by Region								
	2007	2008	2009	2010	2011	2012	2013	2014
?						37	29	25
Western	126	151	157	172	225	286	285	308
Central	247	213	234	263	297	407	399	402
Eastern	143	205	223	244	249	313	311	240
N.Eastern	188	108	115	132	129	175	156	213
Undeclared				6	6		4	9
Total	704	677	729	811	900	1218	1184	1197

Note – the counts associated with the ‘?’ are the members classified as non-affiliated with a Club/Region. This is primarily with membership categories of AO/ACO.

2011/2012		2012/2013		2013/2014	
Row Labels	Count of USSA ID	Row Labels	Count of USSA ID	Row Labels	Count of USSA ID
?	37	?	29	?	34
NULL	37	NULL	29	NULL	34
<b>Central</b>	<b>407</b>	<b>Central</b>	<b>399</b>	<b>Central</b>	<b>402</b>
Liberty Mountain Racing Team	100	Liberty Mountain Racing Team	87	Liberty Mountain Racing Team	89
Ski Roundtop Race Club	147	Ski Roundtop Race Club	154	Ski Roundtop Racing Club-SRRC	152
Ski Sawmill Race Club	6	Ski Sawmill Race Club	4	Ski Sawmill Race Club	7
Tussey Mountain Alpine Racing Team	46	Tussey Mountain Alpine Racing Team	43	Tussey Mountain Alpine Racing Team	39
Whitetail Ski Ed Foundation Inc	108	Whitetail Ski Ed Foundation Inc	111	Whitetail Ski Ed Foundation Inc	115
<b>Eastern</b>	<b>313</b>	<b>Eastern</b>	<b>311</b>	<b>Eastern</b>	<b>240</b>
Bear Creek Race Club	1	Blue Mountain Race Team	147	Blue Mountain Race Team	141
Blue Mountain Race Team	163	Camelback Ski Team	79	Jack Frost/ Big Boulder Racing	91
Camelback Ski Team	74	Jack Frost/ Big Boulder Racing	85	Montage Mountain Ski Team	8
Jack Frost/ Big Boulder Racing	74	<b>Northeastern</b>	<b>156</b>	<b>Northeastern</b>	<b>213</b>
NULL	1	Elk Mountain Ski Club	123	Camelback Ski Team	80
<b>Northeastern</b>	<b>175</b>	Shawnee Mountain Race Club	17	Elk Mountain Ski Club	117
Elk Mountain Ski Club	128	Sno Mountain Ski Team	16	NULL	1
Shawnee Mountain Race Club	26	<b>Western</b>	<b>285</b>	Shawnee Mountain Race Club	15
Sno Mountain Ski Team	21	Blue Knob Race Club	9	<b>Western</b>	<b>308</b>
<b>Western</b>	<b>286</b>	Deep Creek Winter Sports Team	103	Blue Knob Race Club	10
Blue Knob Race Club	21	Hidden Valley Race Club PA	39	Deep Creek Winter Sports Team	90
Deep Creek Winter Sports Team	102	Western PA Race Club	134	Hidden Valley Race Club PA	49
Hidden Valley Race Club PA	35	<b>#N/A</b>	<b>4</b>	NULL	1
Western PA Race Club	128	Pennsylvania Freestyle Ski Association	4	Pennsylvania Freestyle Ski Association	2
<b>Grand Total</b>	<b>1218</b>	<b>Grand Total</b>	<b>1184</b>	Western PA Race Club	156
				<b>Grand Total</b>	<b>1197</b>

## New Membership Analysis

The following tables illustrate the breakdown of our New Membership. PARA welcomed 215 new members shown by 'New Members by Region by Club', 'New Members by Region by License' and 'New Members by Region by Class by Gender'.

NEW MEMBERSHIP ANALYSIS		NEW MEMBERSHIP ANALYSIS					
Row Labels	Count of USSA ID	Count of USSA ID	Column Labels				
?	3	AY	AC	ACO	AM	AO	Grand Total
?	3		1		2		3
<b>Central</b>	<b>58</b>		42	5	6	5	58
LMRT	8		7			1	8
SRRC	19		11	4		4	19
SSRT	2		1		1		2
TMART	6		5	1			6
WTSEF	23		18		5		23
<b>Eastern</b>	<b>40</b>		24	5	5	1	40
BMRT	25		13	5	2	1	25
JFBB	15		11		3	1	15
<b>Northeastern</b>	<b>35</b>		22	4	4	5	35
EMSC	11		10		1		11
PASEF	20		9	4	2	5	20
SHWN	4		3		1		4
<b>Western</b>	<b>79</b>		61	8	1	9	79
BKRT	2		2				2
DCWST	20		19			1	20
HVRC	24		19	5			24
IND	1			1			1
WPRC	32		21	2	1	8	32
<b>Grand Total</b>	<b>215</b>		149	23	16	3	215

NEW MEMBERSHIP ANALYSIS		Column Labels		U08		U10		U12		U14		U16		U18		AO		AM		Grand Total	
Count of USSA ID		U08		U10		U12		U14		U16		U18		AO		AM					
Row Labels		F	M	F	M	F	M	F	M	F	M	F	M	F	M	F	M	F	M		
?																					3
Central		1	1	2	8	13	21	3	5	8	3	8	11	4	1	5					58
LMRT		1		1	2	3	5		1	1											8
SRRC			1	1	3	3	6	1	1	2	2		2	3	1	4					19
SSRT												1	1								2
TMART									1	1		4	4	1	1						6
WTSEF					3	7	10		2	2	4	1	3								23
Eastern		1	1	2	2	10	12	6	3	9	2	2	1	3	4		1	4	5	5	40
BMRT		1	1	2	1	6	7	2	2	4		1	1	1	3	4			4	4	25
JFBB					1	4	5	4	1	5		1	1					1	1	3	15
Northeastern		1	1	4	4	1	5	10	2	12	2	2	4	1	1	2	1	1	2	1	35
EMSC					2	1	3	6		6	1		1								11
PASEF		1	1	1	1	1	2	2	4	1	2	3	1	1	2	1	1	2	1	4	20
SHWN					1		1	2		2											4
Western		8	9	17	14	9	23	8	5	13	5	4	9	3	3	6	1	1	1	8	79
BKRT												2	2								2
DCWST		2	5	7	2	1	3	4	3	7	2		2						1	1	20
HVRC		1	1	1	6	5	11	2	2	4	1	2	3	1	3	4	1				24
IND												1	1								1
WPRC		6	3	9	6	3	9	2		2	1		1	2		2			1	7	32
Grand Total		10	12	22	28	33	61	27	15	42	10	16	26	9	8	17	2	1	3	1	215

## Observations

New membership is (Competitor Membership (removal of AO/ACO category)).

- U10 and Younger
  - 48% of new members (54% M – 46% F)
- U12
  - 24% of new members (36% M – 64% F)
- U14
  - 15% of new members (61% M – 38% F)
- U16
  - 10% of new members (52% M – 48% F)
- U18/U21
  - 1% of new members (33% M – 66% F)
- Made up of 50% Male (85) & Female (86) when you remove the new members with the AO/ACO Membership Category from the equation.

## Age Classification Analysis

The following analysis reworks the 2011/12 Membership data which had been using the previous USSA 'J' Age Classification and mapping that Membership into the USSA 'U' Age Classification.

### Total Membership

#### 2011/12 Membership - Re-Mapped Data to the USSA 'U' Age Classifications

Count of USSA ID	Column Labels								Grand Total
Row Labels	0	U10	U12	U14	U16	U18	U21	#N/A	Grand Total
?			1			1	3	32	37
NULL			1			1	3	32	37
Central	23	27	72	72	56	34	12	111	407
Eastern	19	14	65	63	47	23	13	69	313
Northeastern	11	11	40	33	22	12	6	40	175
Western	36	29	49	57	39	10	7	59	286
<b>Grand Total</b>	<b>89</b>	<b>81</b>	<b>227</b>	<b>225</b>	<b>164</b>	<b>80</b>	<b>41</b>	<b>311</b>	<b>1218</b>

#### 2012/13 Membership - USSA 'U' Age Groupings

Count of USSA ID	Column Labels									Grand Total
Row Labels	U8	U10	U12	U14	U16	U18	U21	SR		Grand Total
?				2	1	1	5	1	19	29
Central	7	40	67	65	57	43	2	2	116	399
Eastern	1	30	58	59	49	33	7	1	73	311
Northeastern	4	16	28	30	25	11	3	1	38	156
Western	16	46	59	50	33	14	3		64	285
#N/A	1	2		1						4
<b>Grand Total</b>	<b>29</b>	<b>134</b>	<b>212</b>	<b>207</b>	<b>165</b>	<b>102</b>	<b>20</b>	<b>5</b>	<b>310</b>	<b>1184</b>

#### 2013/14 Membership - USSA 'U' Age Groupings

Count of USSA ID	Column Labels															Grand Total
Row Labels	U08	U10	U12	U14	U16	U18	U21	SR	ACACO	ACAM	AM	AMACO	ACO	AO	Grand Total	
?			1			2	6	5	1		5			7	7	34
Central	3	40	56	73	56	36	8	1	2		4		1	71	51	402
Eastern	2	20	34	57	42	19	2		1	1	2			50	10	240
Northeastern	1	14	37	47	28	21	4	1	3				1	37	19	213
Western	18	52	57	51	34	22	4	1	1					47	21	308
<b>Grand Total</b>	<b>24</b>	<b>126</b>	<b>185</b>	<b>228</b>	<b>160</b>	<b>100</b>	<b>24</b>	<b>8</b>	<b>8</b>	<b>1</b>	<b>11</b>	<b>2</b>	<b>212</b>	<b>108</b>	<b>1197</b>	

### Observations

- U12 had a 14% reduction
- U14 had a 9% increase
- U18/U21 total members are essentially the same
- U16 total members are essentially the same

## Competition Membership as a % of the Total Competitors

### 2011/12 Membership - Re-Mapped Data to the USSA 'U' Age Classifications

Count of USSA ID	Column Labels						
Row Labels	U10	U12	U14	U16	U18	U21	Grand Total
?	0.00%	0.12%	0.00%	0.00%	0.12%	0.37%	0.61%
Central	3.30%	8.80%	8.80%	6.85%	4.16%	1.47%	33.37%
Eastern	1.71%	7.95%	7.70%	5.75%	2.81%	1.59%	27.51%
Northeastern	1.34%	4.89%	4.03%	2.69%	1.47%	0.73%	15.16%
Western	3.55%	5.99%	6.97%	4.77%	1.22%	0.86%	23.35%
<b>Grand Total</b>	<b>9.90%</b>	<b>27.75%</b>	<b>27.51%</b>	<b>20.05%</b>	<b>9.78%</b>	<b>5.01%</b>	<b>100.00%</b>

### 2012/13 Membership as a % of the Total Competitors

Count of USSA ID	Column Labels							
Row Labels	U8	U10	U12	U14	U16	U18	U21	Grand Total
?	0.00%	0.00%	0.00%	0.23%	0.12%	0.12%	0.58%	1.04%
Central	0.81%	4.60%	7.71%	7.48%	6.56%	4.95%	0.23%	32.34%
Eastern	0.12%	3.45%	6.67%	6.79%	5.64%	3.80%	0.81%	27.27%
Northeastern	0.46%	1.84%	3.22%	3.45%	2.88%	1.27%	0.35%	13.46%
Western	1.84%	5.29%	6.79%	5.75%	3.80%	1.61%	0.35%	25.43%
#N/A	0.12%	0.23%	0.00%	0.12%	0.00%	0.00%	0.00%	0.46%
<b>Grand Total</b>	<b>3.34%</b>	<b>15.42%</b>	<b>24.40%</b>	<b>23.82%</b>	<b>18.99%</b>	<b>11.74%</b>	<b>2.30%</b>	<b>100.00%</b>

### 2013/14 Membership as a % of the Total Competitors

Count of USSA ID	Column Labels							
Row Labels	U08	U10	U12	U14	U16	U18	U21	Grand Total
?	0.00%	0.00%	0.12%	0.00%	0.00%	0.24%	0.71%	1.06%
Central	0.35%	4.72%	6.61%	8.62%	6.61%	4.25%	0.94%	32.11%
Eastern	0.24%	2.36%	4.01%	6.73%	4.96%	2.24%	0.24%	20.78%
Northeastern	0.12%	1.65%	4.37%	5.55%	3.31%	2.48%	0.47%	17.95%
Western	2.13%	6.14%	6.73%	6.02%	4.01%	2.60%	0.47%	28.10%
<b>Grand Total</b>	<b>2.83%</b>	<b>14.88%</b>	<b>21.84%</b>	<b>26.92%</b>	<b>18.89%</b>	<b>11.81%</b>	<b>2.83%</b>	<b>100.00%</b>

## Observations

- 37% of the competitors are in the U10/12 Age Category (consistent yr-to-yr)
- 27% of the competitors are in the U14 Age Category (increase in 2013/14)
- 19% of the competitors are in the U16 Age Category (consistent yr-to-yr)
- 14% of the competitors are in the U18/U21 Age Category (consistent yr-to-yr)



## Quotas

Quota percentages remained relatively the same however the number of participants in PA Championships was reduced due to the reduction in the field size.

Report Date: 5/1/2014

PARA Membership 2013/2014 Season

Quotas

Age Class >>>	U10&younger				U12				U14				U16				total					
	Region	Western	Central	Eastern	Northeastern	Western	Central	Eastern	Northeastern	Western	Central	Eastern	Northeastern	Western	Central	Eastern		Northeastern				
PARA Membership	30	21	15	6	72	24	32	14	12	82	30	41	27	23	121	17	36	19	12	84	65	
by Region + Gender	39	21	5	7	72	31	23	21	21	96	20	31	28	23	102	17	20	23	14	74	65	
<b>Total</b>	<b>69</b>	<b>42</b>	<b>20</b>	<b>13</b>	<b>144</b>	<b>55</b>	<b>55</b>	<b>35</b>	<b>33</b>	<b>178</b>	<b>50</b>	<b>72</b>	<b>55</b>	<b>46</b>	<b>223</b>	<b>34</b>	<b>56</b>	<b>42</b>	<b>26</b>	<b>158</b>	<b>65</b>	
% of Total	48%	29%	14%	9%	100%	31%	31%	20%	19%	100%	22%	32.3%	25%	21%	100%	22%	35%	27%	16%	100%	65	
Gender Breakdown in Region	%M	43%	50%	75%	46%	44%	58%	40%	36%	46%	60%	57%	49%	50%	54%	50%	64%	45%	46%	53%	65	
%F	57%	50%	25%	54%	50%	56%	42%	60%	64%	54%	40%	43%	51%	50%	46%	50%	36%	55%	54%	47%	65	
<b>Quotas</b>	<b>total</b>																	<b>65</b>				
raw score	M	10.8	4.7	4.0	27.6	8.1	11.0	7.3	6.2	32.6	8.1	11.0	7.3	6.2	32.6	6.5	13.7	7.2	4.6	31.9	65	
raw score	F	7.8	7.1	7.1	32.4	10.4	7.8	7.1	7.1	32.4	5.4	8.3	7.5	6.2	27.4	6.5	7.6	8.7	5.3	28.1	65	
rounded	M	8	5	4	28	8	11	5	4	28	8	11	7	6	32	6	14	7	5	32	65	
rounded	F	8	7	7	32	10	8	7	7	32	5	8	8	6	27	6	8	9	5	28	65	
<b>quota slots</b>	<b>M</b>																	<b>60</b>				
quota slots by region	M	8	11	5	4	28	8	11	7	6	32	8	11	7	6	32	6	14	7	5	32	60
	F	10	8	7	7	32	10	8	7	32	6	8	8	6	28	6	8	9	5	28	60	
<b>total</b>	<b>total</b>	18	19	12	11	60	18	19	12	11	60	14	19	15	12	60	12	22	16	10	60	60

## Looking Ahead

1. USSA Dues Management fees will continue at 5% service fees for registration. With the BOD confirmation an increase in the membership rates for the 2014/15 season will not be pursued, we have confirmed to USSA the same rate structure as in previous years
2. As of May 1, two new membership categories will be available. The descriptions are noted below. The objective is to broaden the reach and accessibility to the USSA for those participating at the club level. PARA will add a \$5 state fee to these memberships (identical to the state fee for Officials)
  - a. **USSA Club Participant \$25: USSA Club Participant:** The new low-cost USSA Club Participant membership is designed for young athletes who are training with a club program and maybe even competing in non-USSA competitions, but not yet participating in USSA events. It's also perfect for club volunteers or parents who are starting to become active in support of club activities and events. **Not intended for those in a position of authority over minors.**
  - b. **USSA Club Volunteer \$60 (with background screening):** The new USSA Club Volunteer membership is designed for parents and club volunteers who undertake a leadership role in USSA clubs, divisions, regions, competitions and club training sessions. Each USSA Club Volunteer undergoes periodic background screening to help provide a SafeSport environment in clubs. This membership is a good stepping stone to becoming a USSA Coach or Official, and is fully upgradeable during the season. Not eligible for official's certifications. **Applicable for those in a position of authority over minors**
3. Institution of USSA Direct Deposit. USSA will now offer payment for your division or state dues by direct deposit for those interested
  - a. There will be NO additional fee charged for each direct deposit transaction.
  - b. There will be no change to the Dues Management Fee of 5%.
  - c. Deposits will post on the first Thursday of the month unless the first falls on Thursday through Sunday. In this case, posting will occur on the next Thursday of the month.
  - d. No specific notification of deposit will be sent as USSA will follow the schedule noted above.

Respectfully submitted,

David R. Bond