



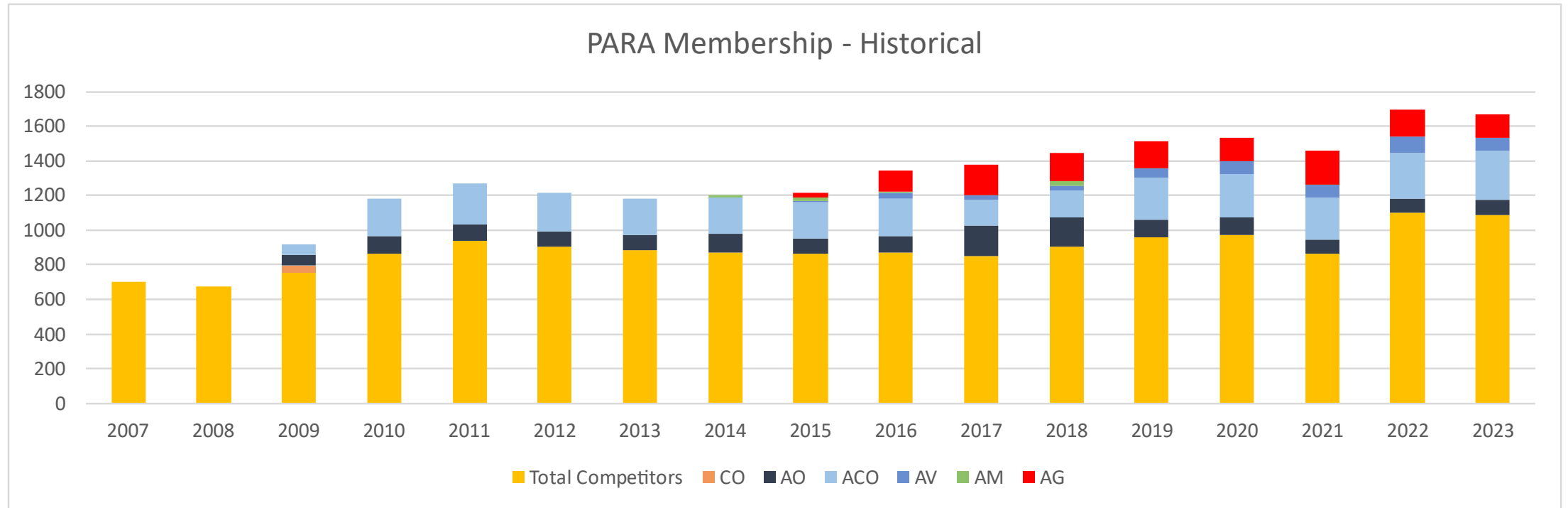
**SKI &
SNOWBOARD**
PENNSYLVANIA ALPINE RACING ASSOCIATION

Membership Report for 2022/2023 Season

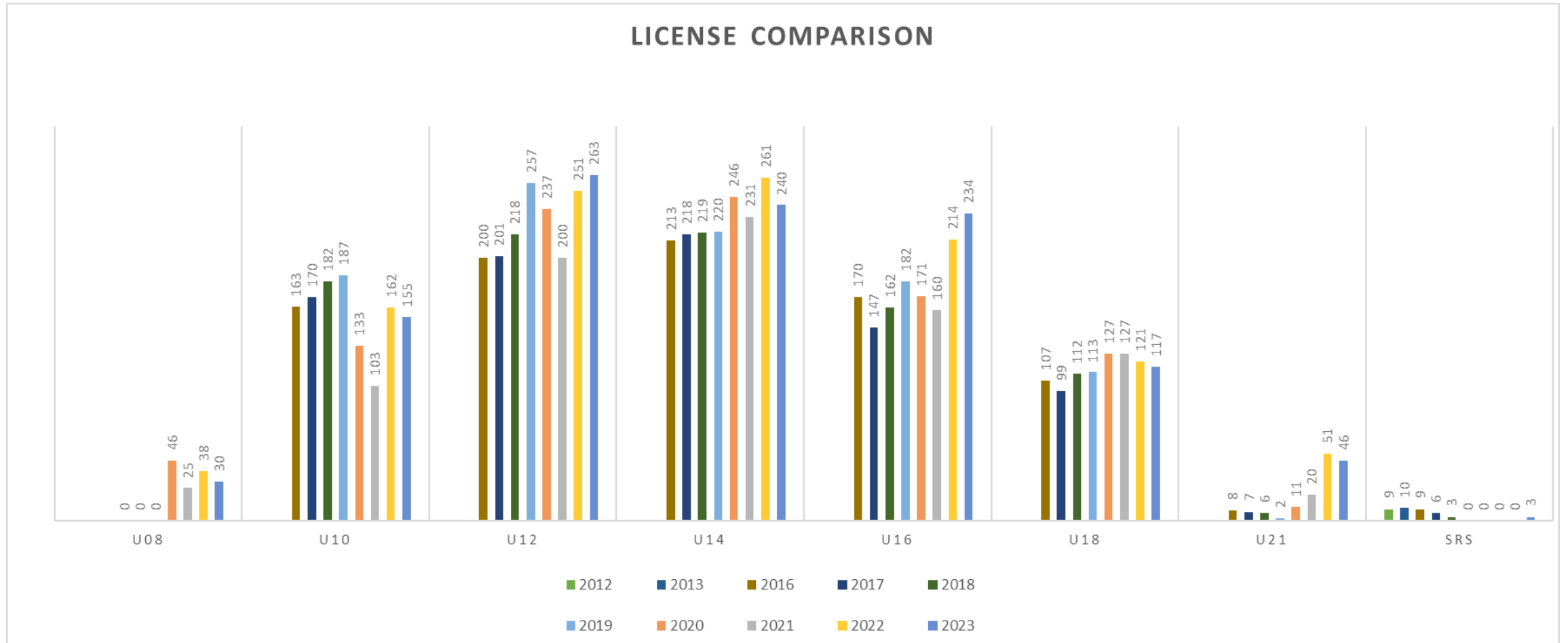
Linda Finnerty – Membership Chairperson

PARA Membership Levels

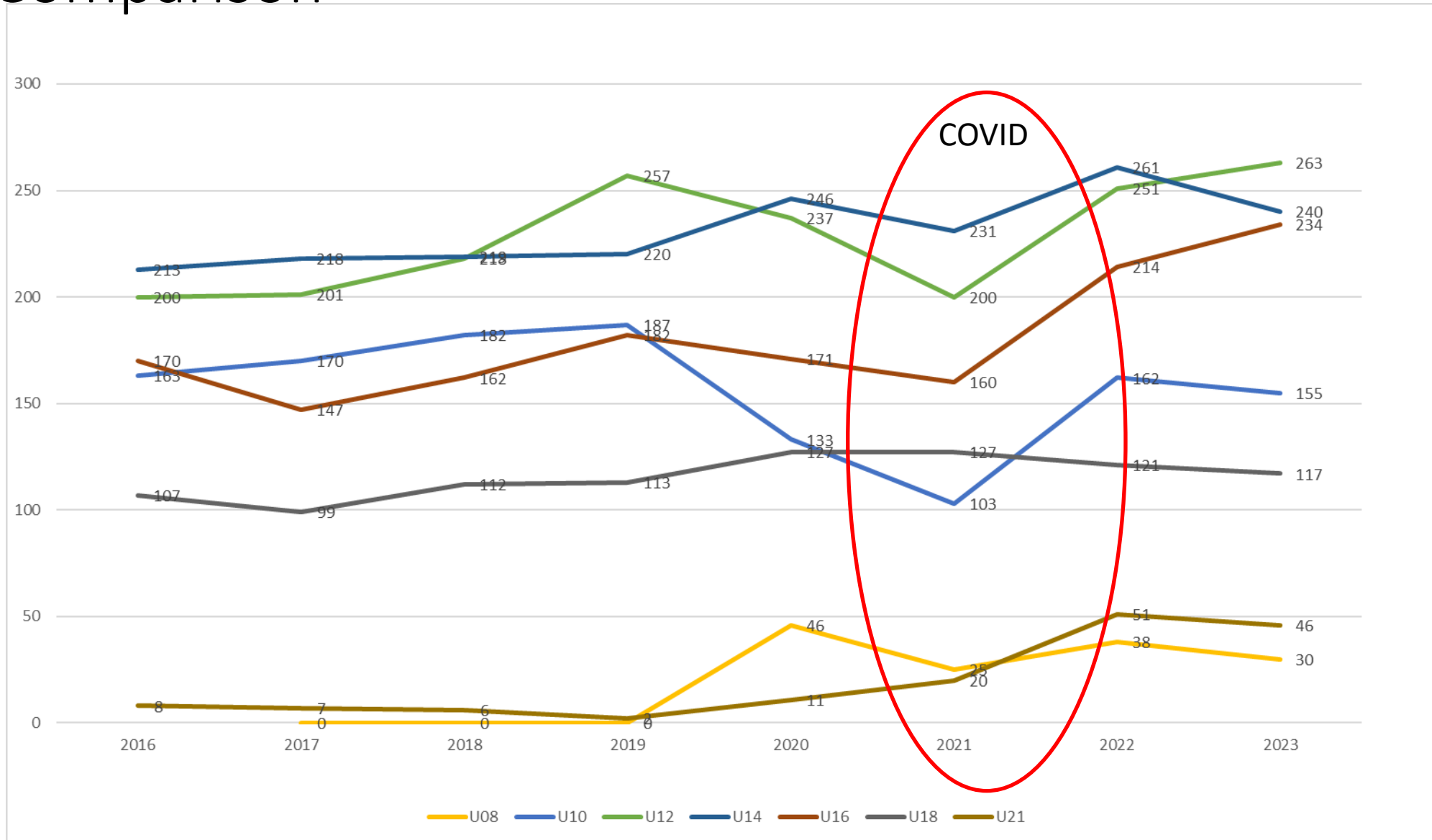
2011/12	2012/13	2013/14	2014/15	2015/16	2016/2017	2017/2018	2018/2019	2019/2020	2020/2021	2021/2022	2022/2023
1215	1183	1197	1218	1345	1378	1444	1514	1531	1458	1695	1671



PARA Competitor License Comparison



PARA Year-Over-Year Competitor Age Category Comparison



Year-over-Year % Comparison

	2016/2017	2017/2018	2018/2019	2019/2020	2020/2021	2021/2022	2022/2023
Officials	4.0%	0.9%	5.2%	2.8%	-10.2%	6.9%	6.0%
Alpine Youth	2.2%	4.8%	6.8%	-0.3%	-18.4%	21.5%	-3.5%
Alpine Competitor	-10.0%	7.5%	5.7%	3.9%	-0.7%	20.5%	2.8%

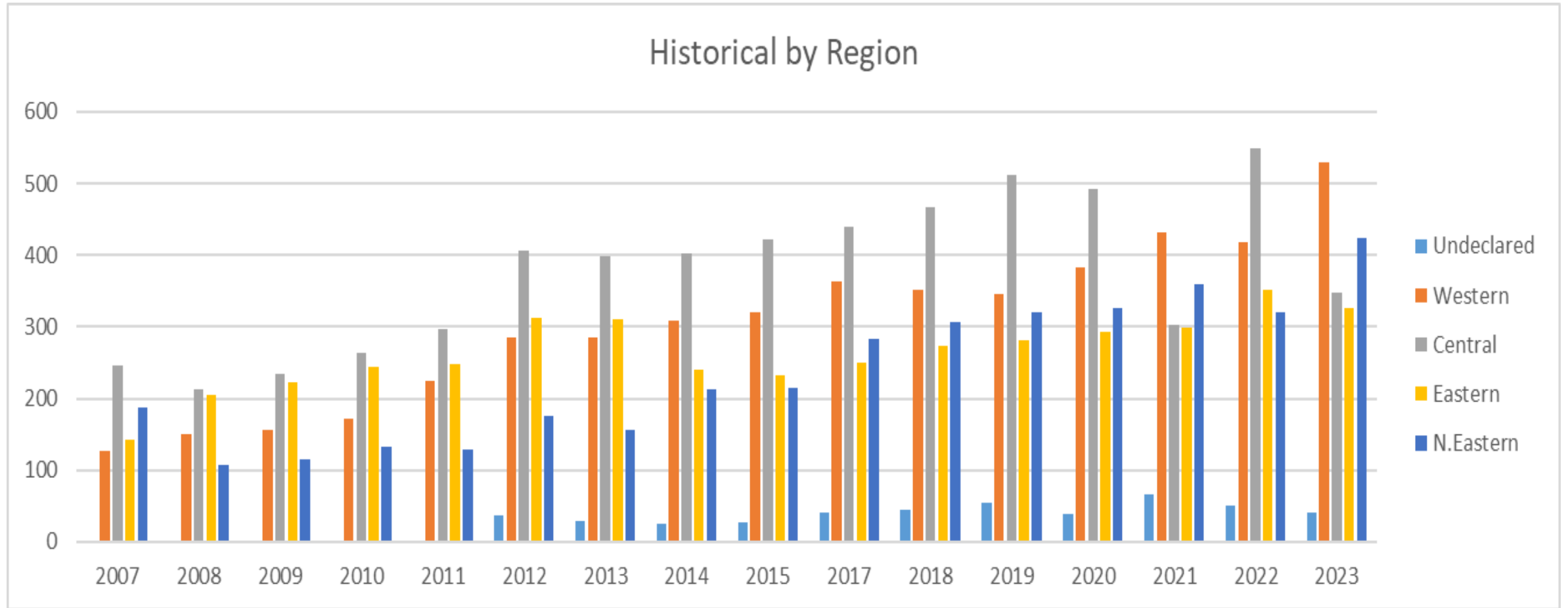
Percentage change based on previous year's membership level

Competitor % Changes

% Change	2016	2017	2018	2019	2020	2021	2022	2023	AVG
U08->U10					189%	312%	326%	417%	311%
U10->U12	23%	18%	20%	37%	78%	94%	55%	70%	49%
U12->U14	7%	8%	0%	-14%	4%	16%	4%	-9%	2%
U14									
U14->U16	-20%	-33%	-26%	-17%	-30%	-31%	-18%	-3%	-22%
U14->U18	-50%	-55%	-49%	-49%	-48%	-45%	-54%	-51%	-50%
U14->U21	-96%	-97%	-97%	-99%	-96%	-91%	-80%	-81%	-92%
U16->U18	-37%	-33%	-31%	-38%	-26%	-21%	-43%	-50%	-35%
U18->U21	-93%	-93%	-95%	-98%	-91%	-84%	-58%	-61%	-84%

Percentage change based on within years competitor level

PARA Regional Comparison



Note – The Regional total between 2013 and 2014 deltas was due to a realignment of Eastern & Northeastern clubs

PARA State Championship Quotas - 2023

			Membership #'s			Quotas			Quotas % of Membership			
			Region	Female	Male	Total	Female	Male	Total	Female	Male	Total
U12	Min Quota	70	Central	33	40	73	11	13	24	33.3%	32.5%	32.9%
	Max Quota	85	Eastern	30	41	71	10	14	24	33.3%	34.1%	33.8%
	Initial Quota %	40%	Northeastern	20	28	48	6	9	15	30.0%	32.1%	31.3%
	Applied Quota %	34.94%	Western	30	36	66	10	12	22	33.3%	33.3%	33.3%
			Total	113	145	258	37	48	85	32.7%	33.1%	32.9%

			Membership #'s			Quotas			Quotas % of Membership			
			Region	Female	Male	Total	Female	Male	Total	Female	Male	Total
U14	Min Quota	70	Central	29	43	72	10	16	26	34.5%	37.2%	36.1%
	Max Quota	85	Eastern	22	42	64	8	15	23	36.4%	35.7%	35.9%
	Initial Quota %	40%	Northeastern	22	20	42	8	7	15	36.4%	35.0%	35.7%
	Applied Quota %	37.90%	Western	30	28	58	11	10	21	36.7%	35.7%	36.2%
			Total	103	133	236	37	48	85	35.9%	36.1%	36.0%

Note: Quotas were calculated by age group, by region, by gender with the following formula = floor(Membership # * Applied Quota %)

Last Updated: 2/5/23

PARA – Looking Ahead

1. How do we maintain the PARA Membership spike from 2021->2022? Was the spike primarily due to the relaxation of COVID restrictions?
2. USSS Dues Management - With the BOD confirmation, an increase in the membership rates for the 2022/2023 season will not be pursued, we have confirmed to USSS the same rate structure as in previous years
3. What should the PARA event model be for U14 and younger athletes?
4. What should PARA do with the U10 and younger participants?